

Krishna Bhima Samruddhi Local Area Bank Limited

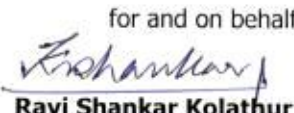

Rs.

BALANCE SHEET AS ON	Sch	31-Mar-18	31-Mar-17
CAPITAL AND LIABILITIES			
Capital	1	1342,22,620	1342,22,620
Reserves and Surplus	2	2353,78,646	2127,10,609
Deposits	3	18177,12,014	19693,05,178
Borrowings	4	-	-
Other Liabilities and Provisions	5	1499,71,024	644,11,759
Total		23372,84,304	23806,50,166
ASSETS			
Cash and Balances with Reserve Bank of India	6	524,40,919	897,64,208
Balances with Banks and Money at Call and Short Notice	7	1143,44,150	1623,81,452
Investments	8	4838,36,894	5191,10,290
Advances	9	15888,65,995	15061,84,881
Fixed Assets	10	512,42,616	447,05,469
Other Assets	11	465,53,730	585,03,866
Total		23372,84,304	23806,50,166
Contingent Liabilities	12	477,94,184	450,87,350
Bills for Collection		-	-
Principal Accounting Policies	17		
Notes To Accounts	18		

The schedules referred to above form an integral part of the Balance Sheet

In terms of our report of even date
for **ANANT RAO & MALLIK**
Chartered Accountants
Firm Regn. No. 006266S

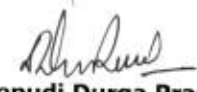

V. Jagan Mohan
Director

for and on behalf of Board of Directors
 
Ravi Shankar Kolathur **Mahpara Ali**
Director Director


V. ANANT RAO
Partner
M.No. 022644


P A Patnaik
Company Secretary


S. Srinivasaraghavan
Chief Financial Officer


Donepudi Durga Prasad
Managing Director

Place: Madhapur
Date: May 08, 2018



Krishna Bhima Samruddhi Local Area Bank Limited

Rs.

PROFIT AND LOSS ACCOUNT FOR THE PERIOD ENDED	Sch	31-Mar-18	31-Mar-17
I. INCOME			
Interest Earned	13	3025,08,762	3191,36,843
Other Income	14	651,71,856	642,86,097
Total		3676,80,618	3834,22,940
II. EXPENDITURE			
Interest Expended	15	1313,04,113	1459,59,368
Operating Expenses	16	1939,09,732	1845,53,987
Provisions and Contingencies		202,75,764	288,97,792
Total		3454,89,609	3594,11,147
III. PROFIT / LOSS			
Net Profit/(Loss) for the Year		221,91,009	240,11,793
Add: Profit/(Loss) Brought Forward		1268,49,233	1115,54,030
Total		1490,40,242	1355,65,823
IV. APPROPRIATIONS/TRANSFERS			
Statutory Reserve		44,41,405	48,02,359
Capital Reserve		12,12,487	6,08,566
Investment Fluctuation Reserve			23,48,896
Interim and Proposed Dividend			4,78,180
Tax on Dividend			1433,86,350
Balance Carried Over to Balance Sheet		1490,40,242	1273,27,822
Total		1490,40,242	1355,65,823
Principal Accounting Policies	17		
Notes on Accounts	18		

The schedules referred to above form an integral part of the Balance Sheet


In terms of our report of even date


for **ANANT RAO & MALLIK**

Chartered Accountants

Firm Regn. No. 006266S


V. Jagan Mohan
Director


Ravi Shankar Kolathur
Director

for and on behalf of Board of Directors

Mahpara Ali
Director


V. ANANT RAO
Partner
M.No. 022644


P. A. Patnaik
Company Secretary


S. Srinivasaraghavan
Chief Financial Officer


Donepudi Durga Prasad
Managing Director



Place: Madhapur
Date: May 08, 2018

Krishna Bhima Samruddhi Local Area Bank Limited

Rs.

SCHEDULES TO BALANCE SHEET AS ON	31-Mar-18	31-Mar-17
SCHEDULE 1: CAPITAL		
Authorised Capital	2500,00,000	2500,00,000
<i>250,00,000 Equity Shares of Rs. 10/- each</i>		
Issued Capital	1342,22,620	1342,22,620
<i>Issued 13422262 Equity Shares of Rs. 10/- each</i>		
Subscribed & Paid-up capital	1342,22,620	1342,22,620
<i>13422262 Equity Shares of Rs. 10/- each</i>		
Total	1342,22,620	1342,22,620
SCHEDULE 2: RESERVES AND SURPLUS		
I. Statutory Reserves		
Opening Balance	445,26,008	397,23,649
Additions during the Year	44,41,405	48,02,359
Deductions during the Year	-	-
Total	489,67,413	445,26,008
II. Capital Reserves		
Opening Balance	10,78,988	4,70,422
Additions during the year	12,12,487	6,08,566
Deductions during the year	-	-
Total	22,91,475	10,78,988
III. Share Premium		
Opening Balance	304,29,380	304,29,380
Additions during the year	-	-
Deductions during the year	-	-
Total	304,29,380	304,29,380
IV. Investment Fluctuation Reserve		
Opening Balance	93,75,000	93,75,000
Additions during the year	-	-
Deductions during the year	-	-
Total	93,75,000	93,75,000
V. Revenue and Other Reserves		
Opening Balance	4,52,000	4,52,000
Addition During the Year	-	-
Deductions during the year	-	-
Total	4,52,000	4,52,000
VI. Balance in Profit and Loss Account		
Opening Balance	1268,49,233	1115,54,030
Addition During the Year	165,37,117	186,00,869
Deductions during the year	-	28,27,076
Add: Deferred Tax	4,77,028	(4,78,590)
<i>Less : Depreciation relating to earlier years</i>		
	-	-
Total	1438,63,378	1268,49,233
Total (I to VI)	2353,78,646	2127,10,609

The schedules referred to above form an integral part of the Balance Sheet

In terms of our report of even date

for ANANT RAO & MALLIK

Chartered Accountants

Firm Regn. No. 006266S

V. Anant Rao
V. ANANT RAO

Partner

M.No. 022644

V. Jagan Mohan
V. Jagan Mohan
Director

Ravi Shankar Kolathur
Ravi Shankar Kolathur
Director

Mahpara Ali
Mahpara Ali
Director

P A Patnaik
P A Patnaik
Company Secretary

S. Srinivasaraghavan
S. Srinivasaraghavan
Chief Financial Officer

Donepudi Durga Prasad
Donepudi Durga Prasad
Managing Director

Place: Madhapur
Date: May 08, 2018



Krishna Bhima Samruddhi Local Area Bank Limited

Rs.

SCHEDULES TO BALANCE SHEET AS ON	31-Mar-18	31-Mar-17
SCHEDULE 3: DEPOSITS		
A I. Demand Deposits		
(i) From Banks	-	-
(ii) From Others	330,60,716	115,17,479
II. Savings Bank Deposits	3791,32,944	4130,53,064
III. Term Deposits		
(i) From Banks	-	-
(ii) From Others	14055,18,354	15447,34,635
Total (I, II and III)	18177,12,014	19693,05,178
B. I. Deposits of branches in India	18177,12,014	19693,05,178
II. Deposits of branches out side India	-	-
Total	18177,12,014	19693,05,178
SCHEDULE 4: BORROWINGS		
I. Borrowings in India		
i Reserve Bank of India	-	-
ii Other Banks	-	-
iii Other Institutions and Agencies	-	-
II. Borrowings outside India	-	-
Total	-	-
<i>(Secured borrowings included in I & II above)</i>		
SCHEDULE 5: OTHER LIABILITIES AND PROVISIONS		
I. Bills Payable & Liabilities	-	-
II. Inter-Office adjustments (net)	-	-
III. Interest Accrued	-	-
IV. Others (including provisions)	1499,71,024	644,11,759
V. Proposed dividend (Inc Dividend Distribution tax)	-	-
Total	1499,71,024	644,11,759
SCHEDULE 6: CASH AND BALANCES WITH RESERVE BANK OF INDIA		
I. Cash in hand	326,48,887	499,72,176
<i>(including foreign currency notes)</i>		
II. Balances with Reserve Bank of India		
(i) in current Account	197,92,032	397,92,032
(ii) in other Accounts	-	-
Total - (I & II)	524,40,919	897,64,208


The schedules referred to above form an integral part of the Balance Sheet

In terms of our report of even date

for ANANT RAO & MALLIK

Chartered Accountants

Firm Regn. No. 006266S



V. ANANT RAO

Partner

M.No. 022644



V. Jagan Mohan

Director



P A Patnaik

Company Secretary



S. Srinivasaraghavan

Chief Financial Officer

for and on behalf of Board of Directors



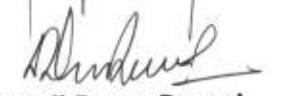
Ravi Shankar Kolathur

Director



Mahpara Ali

Director



Donepudi Durga Prasad

Managing Director

Place: Madhapur

Date: May 08, 2018



Krishna Bhima Samruddhi Local Area Bank Limited

Rs.

SCHEDULES TO BALANCE SHEET AS ON	31-Mar-18	31-Mar-17
SCHEDULE 7: BALANCES WITH BANKS AND MONEY AT CALL AND SHORT NOTICE		
I. In India		
i. Balance with banks		
a. in current accounts	920,66,109	944,15,701
b. in other deposit accounts	222,78,041	679,65,751
ii. Money at call and short notice		
a. with banks	-	-
b. with other institutions	-	-
Total	1143,44,150	1623,81,452
II. Outside India		
i. In current accounts	-	-
ii. In Other deposit accounts	-	-
iii. Money at call and short notice	-	-
Total	-	-
Total - (I & II)	1143,44,150	1623,81,452
SCHEDULE 8: INVESTMENTS		
I. Investments in India in		
i. Government Securities	4863,15,294	5191,10,290
ii. Other approved securities	-	-
iii. Shares	-	-
iv. Debentures and Bonds	-	-
v. Subsidiaries and/or joint ventures	-	-
vi. Others	-	-
Total	4863,15,294	5191,10,290
Less: Depreciation	24,78,400	-
Net Investments	4838,36,894	5191,10,290
II. Investments outside India in		
i. Government securities (including local authorities)	-	-
ii. Subsidiaries and/or joint ventures abroad	-	-
iii. Other investments	-	-
Total	-	-
Total - (I & II)	4838,36,894	5191,10,290

The schedules referred to above form an integral part of the Balance Sheet

In terms of our report of even date

for ANANT RAO & MALLIK

Chartered Accountants

Firm Regn. No. 006266S


V. ANANT RAO
Partner

M.No. 022644


V. Jagan Mohan
Director


P.A. Patnaik
Company Secretary


Ravi Shankar Kolathur
Director


S. Srinivasaraghavan
Chief Financial Officer

for and on behalf of Board of Directors


Mahpara Ali
Director


Donepudi Durga Prasad
Managing Director

Place: Madhapur
Date: May 08, 2018



Krishna Bhima Samruddhi Local Area Bank Limited



Rs.

SCHEDULES TO BALANCE SHEET AS ON	31-Mar-18	31-Mar-17
SCHEDULE 9:ADVANCES		
A i) Bills purchased and discounted	-	-
ii) Cash credits, overdrafts and loans repayable on demand	1045,51,358	994,05,705
iii) Term Loans	14843,14,637	14067,79,176
Total	15888,65,995	15061,84,881
B i) Secured by Tangible Assets	14883,56,280	13932,23,031
ii) Covered by Bank/Government Guarantee	-	-
iii) Unsecured	1005,09,715	1129,61,850
Total	15888,65,995	15061,84,881
C I) Advances in India		
i) Priority Sectors	12071,63,598	11954,68,387
ii) Public Sector	-	-
iii) Banks	-	-
iv) Others	3817,02,397	3107,16,494
Total	15888,65,995	15061,84,881
II) Advances outside India		
i) Due from Banks	-	-
ii) Due from Others	-	-
Total	-	-
Total (C. I & II)	15888,65,995	15061,84,881
SCHEDULE 10:FIXED ASSETS		
I Premises	-	-
II Other Fixed assets (including furniture and fixtures)		
At cost as on 31st March of the preceding year	1007,90,876	872,40,350
Additions during the year	210,80,804	170,38,018
Deductions during the year	18,41,929	34,87,492
Depreciation to date	687,87,135	560,85,407
Total	512,42,616	447,05,469
SCHEDULE 11:OTHER ASSETS		
I. Inter-Office adjustments (net)	-	-
II. Interest accrued	167,00,385	96,90,540
III. Tax paid in advance / Tax deducted at source	148,04,136	92,60,575
IV. Stationery and stamps	17,96,282	16,59,716
V. Non-banking assets acquired in satisfaction of claims	-	-
VI. Deferred Tax Asset (Net)	6,99,315	2,22,287
VII. Others	125,53,612	376,70,749
Total	465,53,730	585,03,866

The schedules referred to above form an integral part of the Balance Sheet

In terms of our report of even date

for **ANANT RAO & MALLIK**

Chartered Accountants

Firm Regn. No. 006266S



V. ANANT RAO

Partner

M.No. 022644


V. Jagan Mohan
Director


Ravi Shankar Kolathur
Director


Mahpara Ali
Director


P A Patnaik
Company Secretary


S. Srinivasaraghavan
Chief Financial Officer


Donepudi Durga Prasad
Managing Director

Place: Madhapur
Date: May 08, 2018



Krishna Bhima Samruddhi Local Area Bank Limited

Rs.

SCHEDULES TO BALANCE SHEET AS ON	31-Mar-18	31-Mar-17
SCHEDULE 12: CONTINGENT LIABILITIES		
I. Claims against the bank not acknowledged as debts	332,28,469	332,28,469
II. Liability for partly paid investments	-	-
III. Capital Commitments	-	-
IV. Liability on account of outstanding forward exchange contracts	-	-
V. Guarantees given on behalf of constituents		
a. In India	-	-
b. Outside India	-	-
VI. Acceptances, endorsements and other obligations	-	-
VII. Other items for which the bank is contingently liable	145,65,715	118,58,881
Total	477,94,184	450,87,350

The schedules referred to above form an integral part of the Balance Sheet

In terms of our report of even date
for **ANANT RAO & MALLIK**
Chartered Accountants
Firm Regn. No. 006266S


V. ANANT RAO
Partner
M.No. 022644

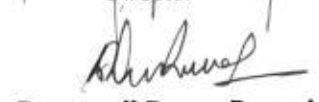

V. Jagan Mohan
Director


Ravi Shankar Kolathur
Director


Mahpara Ali
Director


P A Patnaik
Company Secretary


S. Srinivasaraghavan
Chief Financial Officer


Donepudi Durga Prasad
Managing Director

Place: Madhapur
Date: May 08, 2018



Krishna Bhima Samruddhi Local Area Bank Limited

Rs.

SCHEDULES TO PROFIT AND LOSS ACCOUNT	31-Mar-18	31-Mar-17
SCHEDULE 13: INTEREST EARNED		
I. Interest/discount on advances/bills	2634,78,729	2748,76,532
II. Income on Investments	349,58,292	368,46,979
III. Interest on balances with Reserve Bank of India and other inter-bank funds	40,71,741	74,13,332
IV. Others	-	-
Total	3025,08,762	3191,36,843
SCHEDULE 14: OTHER INCOME		
I. Profit on sale of Asset / Investments	111,85,663	66,96,443
II. Miscellaneous Income	539,86,193	575,89,654
Total	651,71,856	642,86,097
SCHEDULE 15: INTEREST EXPENDED		
I. Interest on Deposits	1313,04,113	1459,59,368
II. Interest on Reserve Bank of India/Inter-bank borrowings	-	-
II. Others	-	-
Total	1313,04,113	1459,59,368
SCHEDULE 16: OPERATING EXPENSES		
I. Payments to and provision for employees	1005,17,656	1009,45,745
II. Rent, taxes and lighting	166,50,010	159,16,343
III. Printing and Stationery	25,26,327	24,45,537
IV. Advertisement and publicity	1,16,242	8,74,902
V. Depreciation on bank's property	145,43,652	115,79,507
VI. Directors' fees, allowances and expenses	18,49,882	13,45,473
VII. Auditors' Fees and Expenses	6,82,111	6,51,101
VIII. Law Charges	15,000	45,000
IX. Postage, Telephones. Etc.	25,65,524	27,27,924
X. Repairs and maintenance	93,70,578	60,74,407
XI. Insurance	39,31,484	11,34,240
XII. Other expenditure	411,41,266	408,13,808
Total	1939,09,732	1845,53,987
PROVISIONS AND CONTINGENCIES		
I. Provision for Non Performing Assets	89,32,764	106,67,596
II. Provision on Standard Assets	5,07,488	12,74,037
III. Provision for Current Tax	82,91,966	164,06,159
IV. Provision for Deferred Tax	-	-
V. Provision for Depreciation on Investments	24,78,400	-
VI. Other Provisions	65,146	5,50,000
Total	202,75,764	288,97,792

The schedules referred to above form an integral part of the Balance Sheet

In terms of our report of even date

for ANANT RAO & MALLIK
Chartered Accountants
Firm Regn. No. 006266S


V. ANANT RAO
Partner
M.No. 022644



V. Jagan Mohan
Director


Ravi Shankar Kolathur
Director


Mahpara Ali
Director


P. A. Patnaik
Company Secretary


S. Srinivasaraghavan
Chief Financial Officer


Donepudi Durga Prasad
Managing Director

Place: Madhapur
Date: May 08, 2018





KRISHNA BHIMA SAMRUDDHI LOCAL AREA BANK LIMITED

SCHEDULE 17: SIGNIFICANT ACCOUNTING POLICIES

1) General :

The Financial Statements are prepared in accordance with the historical cost convention and accrual basis of accounting and are in accordance with the Generally Accepted Accounting Principles in India (Indian GAAP). The Accounting Policies applied are consistent with those applied in the earlier years except as otherwise stated elsewhere. They are also based on the going concern concept and conform to the statutory provisions and practices prevailing in India.

These Financial Statements have been prepared to comply with the Accounting Standards (AS) notified.

The preparation of financial statements requires the Management to make estimates and assumptions considered in the reported amounts of assets and liabilities including Contingent Liabilities as of the date of the financial statements and the reported income and expenses for the reporting year. Management believes that the estimates used in the preparation of the financial statements are prudent and reasonable. Future results could differ from these estimates.

The normal operating cycle for the company is 12 months.

2) Revenue, Income and Expenditure Recognition:

2.1 Income:

- Income on advances classified under standard assets category is recognized on accrual basis.
- Income on Non-performing advances is recognized as and when realized as per the IRAC norms
- Interest on Investments and Bank Fixed deposits is recognized on accrual basis.
- Other Incomes like commission, exchange and other charges are recognized as and when realized.

2.2 Expenditure:

- Revenue Expenditure is accounted on accrual basis.

3) Investments:

3.1 The Investment portfolio of the Bank is classified into the following three categories:

- Held to Maturity (HTM)
- Available for Sale (AFS)
- Held for Trading (HFT)

For disclosure purpose they are grouped and shown in the Balance Sheet under six groups.

3.2 Valuation :

- All investments held under HTM category are aggregated classification wise, and accounted for at acquisition cost. However, excess of cost over the face value being premium is amortized over the period remaining to maturity.
- Securities held under AFS category are valued scrip-wise, at market / estimated realizable value (worked out as per RBI guidelines) and aggregated classification wise. Treasury bills under AFS category are



[Handwritten signatures and initials]



KRISHNA BHIMA SAMRUDDHI LOCAL AREA BANK LIMITED

valued at carrying cost. The net depreciation under each group of classification, if any, is fully provided for while net appreciation is ignored.

- c) Securities held under HFT category are to be valued scrip wise at monthly intervals at market / estimated realizable value (worked out as per RBI guidelines) and aggregated classification wise. The net depreciation under each group of classification, if any, is fully provided for while net appreciation is ignored. However there are no securities under this category.
- d) The shifting of securities as allowed by RBI as part of one time transfer of securities from one category to another is done at the lowest of the acquisition cost, book value or market value and treated as book value in the new category. The bank shifted five stocks of HTM category having aggregate book value of Rs. 1751.21 Lakh to AFS Category during the financial year 2017-18 after due approval of the Board as allowed by RBI.

4) Advances:

- a) The loans are classified as secured and un-secured after taking into consideration, the estimated value of primary security in terms of Livestock, Standing Crops, Other assets and collaterals hypothecated / mortgaged, wherever applicable.
- b) The loans and advances are also classified as Standard, Substandard, Doubtful and Loss Assets as per IRAC norms.
- c) All assets, which are not treated as standard assets are classified as Non-Performing Assets.
- d) Irrespective of the above classification, where any asset, in the opinion of the management, auditors and Reserve Bank of India, is considered irrecoverable with reasonable efforts, the same is classified as Loss Assets. However there are no loans under this category.
- e) Provision on Standard Assets is made at 0.50% on advances to Agriculture and 0.25% on SME sectors, 1% on advances to commercial real estate, 0.40% on all other advances.

5) Fixed Assets and Depreciation / Amortization :

- a) Fixed Assets are stated at Cost less accumulated depreciation. Cost includes taxes, duties, freight and incidental expenses related to the acquisition and installation of the assets.
- b) Intangible Assets comprising of computer software and licenses expected to provide future enduring economic benefits are carried at cost less accumulated amortization and impairment losses, if any. Cost comprises of purchase price and directly attributable expenditure for making the asset ready for its intended use. Any technology support cost or annual maintenance cost for such software is charged to the Statement of Profit and Loss.
- c) Depreciation on tangible assets is provided on Straight Line Method (SLM) which reflects the management's estimate of the useful lives of the respective fixed assets. As per the Companies Act, 2013, the bank has reviewed and fixed the useful life of its fixed assets. Such useful Life of the fixed assets are given here under :

d)

Asset Category

Useful Life of the Asset

1. Assets for Own Use:

- I. Furniture and Fixtures
- II. Office Equipment

10
5



[Handwritten signatures and initials across the table]



KRISHNA BHIMA SAMRUDDHI LOCAL AREA BANK LIMITED

III. Professional Equipment (Comprising of Computers, Printers, Peripherals, etc)	3
IV. Vehicles	5
V. Leased Premises – constructions	5

e) Fixed Assets costing up to Rs. 5,000/- are depreciated fully in the year of purchase and put to use.

6) Impairment of Fixed Assets:

- Whenever events or changes in circumstances indicate that the carrying amount of fixed assets may be impaired, such assets are put to a test of recoverability, based on discounted cash flows expected from use or disposal thereof. If the assets are impaired, the impairment loss is recognized which is the excess of the carrying amount over the recoverable amount.
- After impairment, depreciation is provided on the revised carrying amount of the asset over its remaining useful life.
- A previously recognized impairment loss is increased or reversed depending on changes in circumstances. However, the carrying amount after reversal is not increased beyond the carrying amount that would have prevailed by charging usual depreciation if there was no impairment.

7) Provisioning and Write off :

- Provisioning in respect of Non-performing assets is made as per guidelines applicable to banks, issued by Reserve Bank of India.
- Bank has adopted a policy to write off selective cases, wherever 100% provision is made.

8) Pre-operative Expenditure :

- The pre-operative expenditure incurred with regard to shifting of existing branches and opening of new branches are treated as revenue expenditure during the year of shifting. However during the financial year the bank has not booked any pre-operative expenses.

9) Prior Period and Extra Ordinary Items :

- Prior Period and Extra Ordinary items having material impact on the financial affairs are disclosed separately.

10) Staff Benefits:

- Provident Fund:** Contribution is accounted on actual liability basis and paid to Employee's Provident Fund Organization.
- Gratuity:** Gratuity is being computed as per statutory norms on actuarial valuation basis and paid into a trust created with and for this purpose, through the group schemes of Life Insurance Corporation of India.

11) Taxes on Income :

- Current Tax** is the amount of tax payable on the taxable income for the year determined in accordance with the provisions of the Income Tax Act, 1961.



[Handwritten signatures and initials]



KRISHNA BHIMA SAMRUDDHI LOCAL AREA BANK LIMITED

- b) **Deferred Tax** is recognized on the timing differences – being differences between the taxable incomes and accounting income that originate in one period and are capable of reversal in one or more subsequent periods.

Deferred Tax Assets subject to the consideration of prudence are recognized and carried forward only to the extent that there is a reasonable certainty that sufficient future taxable income will be available against which such deferred tax assets can be realized.

In situations where the Company has unabsorbed depreciation or carry forward tax losses, all deferred tax assets are recognized only if there is virtual certainty supported by convincing evidence that they can be realized against future taxable profits.

12) Provisions, Contingent Liabilities and Contingent Assets :

- a) **Provisions** involving substantial degree of estimation in measurement are recognized when there is a present obligation as a result of past events – it is probable that there will be an outflow of resources and a reliable estimate can be made of the amount of the obligation.
- b) **Contingent Liabilities** are not recognized but are disclosed in the Notes.
- c) **Contingent Assets** are neither recognized nor disclosed in the financial statements.

13) Net Profit :

- a) Net Profit is arrived at after accounting for the following "Provisions and Contingencies" :

Depreciation and amortization on Investments
Provision for Taxation including Income Tax & Deferred Tax
Provision for Loan Losses
Provision for Standard Assets and NPAs
Provision for disputed tax on the Interest on NPA
Other usual and necessary provisions

14) Earnings per Share :

Basic and Diluted earnings per equity share are reported in accordance with Accounting Standard – 20 – Earnings per Share – notified by the Central Government under the Companies (Accounting Standards) Rules, 2006.

Basic earnings per equity share have been computed by dividing Net Profit / (Loss) after Tax for the year attributable to equity shareholders by the weighted average number of equity shares outstanding during the year.

Diluted earnings per equity share is computed by dividing the Net Profit / (Loss) after Tax for the year by the weighted average number of equity shares considered for deriving basic earnings per equity share and also the weighted average number of equity shares that could have been issued upon conversion of all dilutive potential equity shares.





KRISHNA BHIMA SAMRUDDHI LOCAL AREA BANK LIMITED

SCHEDULE 18 – NOTES ON ACCOUNTS

(All Amounts are in Rs. Lakh unless otherwise stated)

1) CAPITAL:

S No	Particulars	31-Mar-18	31-Mar-17
i)	Common Equity Tier 1 capital ratio (%)	23.97	22.76
ii)	Tier 1 capital ratio (%)	23.97	22.76
iii)	Tier 2 capital ratio (%)	0.38	0.36
iv)	Total capital Ratio (CRAR) (%)	24.35	23.12
v)	Percentage of the shareholding of the Government of India in public sector banks	Nil	Nil
vi)	Amount of Equity capital raised	Nil	Nil
vii)	Amount of additional Tier 1 capital raised; of which PNCPS: PDI:	Nil	Nil
viii)	Amount of Tier 2 capital raised Of which Debt capital instrument: Preference share capital instruments: [perpetual Cumulative Preference shares (PCPS) / Redeemable Non-cumulative Preference shares (RNCPS) / Redeemable Cumulative Preference shares (RCPS)	Nil	Nil

2) a. INVESTMENTS

Particulars	31-Mar-18	31-Mar-17
1. Value of Investments		
a) Gross Value of Investments		
i) In India	4863.15	5191.10
ii) Outside India	Nil	Nil
b) Provision for Depreciation		
i) In India	24.78	Nil
ii) Outside India	Nil	Nil
c) Net Value of Investments		
i) In India	4838.37	5191.10
ii) Outside India	Nil	Nil
2. Movement of provisions held towards Depreciation on investments:		
i) Opening Balance	Nil	Nil
ii) Add: Provision made during the year	24.78	Nil
iii) Less: Write-off, write-back of excess provisions during the year	Nil	Nil
iv) Closing Balance	24.78	Nil

b. Repo Transactions:

Bank does not deal in any repo transaction.



[Handwritten signatures and initials]

5



KRISHNA BHIMA SAMRUDDHI LOCAL AREA BANK LIMITED

c. Non SLR Investment Portfolio:

The total Investments held by the bank as on March 31, 2018 are SLR securities. The bank does not have any Non SLR Portfolio on the said date.

d. Sale and transfers to/from HTM category

The bank has shifted five stocks of HTM category having aggregate book value of Rs. 1751.21 Lakh to AFS Category during the financial year, with the due approval of Board, as allowed by RBI.

3) DERIVATIVES:

The bank does not deal in any derivatives products.

4) ASSET QUALITY

i) Non Performing Asset

Items		31-Mar-18	31-Mar-17
(i)	Net NPAs to Net Advances (%)	0.93	0.83
(ii)	Movement of NPAs (Gross)		
	(a) Opening Balance	403.56	298.55
	(b) Additions during the year	166.23	182.12
	(c) Reduction during the year	83.90	77.11
	(d) Closing Balance	485.89	403.56
(iii)	Movement of Net NPAs		
	(a) Opening Balance	120.33	89.02
	(b) Additions during the year	108.45	75.44
	(c) Reduction during the year	83.92	44.13
	(d) Closing Balance	144.86	120.33
(iv)	Movement of Provision For NPAs (excluding provisions on standard assets)		
	(a) Opening Balance	283.23	209.53
	(b) Provision made during the year	115.88	106.68
	(c) Write-off/Write -Back of excess provisions	58.08	32.98
	(d) Closing Balance	341.03	283.23

ii) Loan Assets subjected to Restructuring/Rescheduled

The bank has not rescheduled/ restructured any loan either during the current year or during the previous year.

iii) Details of financial assets sold to Securitization / Reconstruction Company

The bank has not sold any financial assets to Securitization / Reconstruction Company during current year or the previous year.

iv) The bank has neither sold nor purchased any non performing financial assets during the current year or previous year.



[Handwritten signature]

[Handwritten signature]

[Handwritten signature]

[Handwritten signature]



KRISHNA BHIMA SAMRUDDHI LOCAL AREA BANK LIMITED

v) Provisions on Standard Advances:

Particulars	31-Mar-18	31-Mar-17
Provisions towards Standard Advances	58.94	53.87

5) Business Ratios :

Particulars	31-Mar-18	31-Mar-17
Interest income as a percentage to Working Funds	14.68	15.36
Non-Interest income as a percentage to Working Funds	3.16	3.09
Operating Profit as a percentage to Working Fund	2.06	2.55
Return on Assets	0.96	1.02
Business (Deposits plus advances) per employee (Rs. in lakh)	91.82	89.43
Profit per Employee (Rs. in lakh)	0.60	0.62

6) Asset Liability Management:

Maturity pattern of certain items of assets and liabilities

Period	Deposits	Loans & Advances	Investments	Borrowings	Foreign Currency Assets	Foreign Currency Liabilities
1Day	333.64	579.07	47.41	-	-	-
2 to 7 Days	259.09	741.86	-	-	-	-
8 to 14 days	302.05	341.86	21.37	-	-	-
15 to 28 days	373.11	42.58	93.77	-	-	-
29 days to 3 months	2240.08	1850.49	479.10	-	-	-
Over 3 months & up to 6 months	2690.80	4535.04	180.32	-	-	-
Over 6 months & up to 1 year	4700.31	3993.37	1131.45	-	-	-
Over 1 year & up to 3 years	6431.57	3536.41	2009.93	-	-	-
Over 3 years & up to 5 years	502.59	156.53	517.13	-	-	-
Over 5 years	343.88	111.45	357.89	-	-	-
Total	18177.12	15888.66	4838.37	-	-	-

7) Exposures :

i) Exposure to Real Estate Sector

The bank has provided housing loans, which are fully secured by mortgage on residential property that is or will be occupied by the borrowers or that is rented. And are classified under priority sector.

The loans given to commercial real estate are classified as Non priority sector loans.



S No	Category	31-Mar-18	31-Mar-17
a)	Direct exposure		
	Residential Mortgages	333.12	268.04
i.	- Included under Priority Sector		
	- Non Priority Sector	Nil	Nil
ii.	Commercial Real Estate	597.14	496.11
iii.	Investments in Mortgage Backed Securities (MBS) and other securitized exposures :	Nil	Nil



Handwritten signatures and initials are present below the table, including a large signature on the left and several initials on the right.



KRISHNA BHIMA SAMRUDDHI LOCAL AREA BANK LIMITED

a. Residential			
b. Commercial Real Estate.			
c. Indirect Exposure		Nil	Nil
Total Exposure to Real Estate Sector		930.26	764.15

ii) Exposure to Capital Market

The bank has not made any investment in capital market.

iii) Risk category wise Country Exposure

The bank does not have any overseas operations; hence there is no risk of country exposure.

iv) Details of Single Borrower Limit / Group Borrower Limit exceeded

The bank has not exceeded the prudential exposure limit in the case of single borrower or Group borrower during the current year / previous year.


v) Unsecured Advances

An Unsecured loan is a loan that is not backed by any security, either primary or collateral. It is a loan that is issued and supported only by the borrower's creditworthiness, Joint Liability, Group Pressure, etc., rather than by some sort of collateral. The unsecured advances breakup is as under:

Particulars	31-Mar-18	31-Mar-17
Crop Loans	22.38	13.63
Agri Allied Loans	47.18	30.41
Agri Investment Loan	9.18	9.66
NFS – Micro Enterprises Loan	109.40	71.64
Housing Loans	1.58	1.28
Samruddhi Kisan Credit Card Loans	14.64	5.72
SHG/FED/CDFI Loans	-	0.28
General Purpose Loans	737.15	812.94
Sudhama Loans		0.24
Personal loan to staff	41.23	52.80
Salaried class term loan	22.35	48.09
Salaried class Overdraft	-	1.64
Total	1005.10	1048.33

8) i) Amount of Provision made for Income Tax during the year:

Particulars	31-Mar-18	31-Mar-17
Provision for Income Tax - Current	82.92	129.76
Provision for Tax – Earlier years	-	34.30



[Handwritten signature]

[Handwritten signature]

[Handwritten signature]

[Handwritten signature]

[Handwritten signature]



KRISHNA BHIMA SAMRUDDHI LOCAL AREA BANK LIMITED

ii) Penalties imposed by RBI: NIL

9) Additional Disclosures:

Provisions & contingencies:

i. The details of provisions debited to Profit and Loss Account

Particulars	31-Mar-18	31-Mar-17
Provision for depreciation on investments	24.78	-
Provision for Non-Performing Assets	89.33	106.68
Provision for Bad debts	0.65	5.50
Provision towards standard assets	5.08	12.74
Provision for taxation (including Deferred Tax)	82.92	164.06
Provision for Tax – Earlier years	-	-
Total	202.76	288.98

ii. The bank was not having any floating provisions at the end of the previous year and has not made any additional or drawdown the provision during the current year.

iii. During the year the bank has not drawn down any reserves made in earlier years.

iv. a. **Complaints :**

Number of complaints pending at the beginning of the year	NIL
Number of complaints received during the year	-3-
Number of complaints redressed during the year	-3-
Number of complaints pending at the end of the year	NIL

b. No awards were passed by the Banking Ombudsman against the bank during the current year.

v. The bank has not issued any Letter of Comfort (LOCs) during the current year.

vi. The Provision Coverage Ratio stood at 70.19% as at the end of March 2018 and 70.18% at the end of March 2017.

vii. The Bank has not undertaken any bancassurance business.

viii. **Claims against the bank not acknowledged as debts :**

Income Tax Proceedings:

a) **Assmt. Year 2013-14 and 2014-15 :**

The Income tax assessment proceedings for Assmt. years 2013-14 and 2014-15 were completed in earlier years, and demands were raised with details as under :

Issues	A.Y. 2013-14		A.Y. 2014-15	
	Income	Tax	Income	Tax
NPA Interest	26,67,521/-	12,01,902/-	9,70,654/-	4,80,218/-
Share Application money	225,00,000/-	1,01,37,798/-	4,15,00,000/-	205,32,552/-



Handwritten signatures and initials at the bottom of the page.



KRISHNA BHIMA SAMRUDDHI LOCAL AREA BANK LIMITED

The Bank made a provision for the following amounts:

A.Y. 2013-14	Rs. 12,01,902/-	- NPA Interest
A.Y. 2014-15	Rs. 4,80,218/-	- NPA Interest

No Provision was made against the balance demands:

A.Y. 2013-14	Rs. 1,01,37,798/-
A.Y. 2014-15	Rs. 2,05,32,552/-

As the Bank was advised that these demands cannot be sustained.

b) Assmt. Year 2009-10:

A survey was conducted on 31-08-2015 by the TDS wing of Income Tax Department to verify the compliance with regard to provisions of TDS under Income Tax Act, 1961. Pursuant to the survey, various information was submitted. An order dated 31-03-2016 was passed wherein a demand of Rs. 13,94,370/- was raised for Assmt. Year 2009-10 for non-deduction of tax at source on Interest paid.

An appeal was filed against the said order of Income Tax Authorities.

Further, the Joint Commissioner of Income Tax (TDS), levied Penalty u/s 271C of Rs. 11,63,749/- vide his order dated 31-10-2016.

An Appeal was filed against this order as it was passed during the pendency of the original TDS Appeal for A.Y. 2009-10 on which the very basis of TDS levy was contested.

No provision was made against these demands as the Bank was advised that these demands cannot be sustained.

ix) Concentration of Deposits, Advances, Exposures and NPAs

a. Concentration of Deposits:

Particulars	31-Mar-18
Total Deposits of twenty largest depositors	1356.19
Percentage of Deposits of twenty largest depositors to Total Deposits	7.46%

b. Concentration of Advances:

Particulars	31-Mar-18
Total Advances of twenty largest borrowers	847.73
Percentage of Advances of twenty largest borrowers to Total Advances	5.34%


c. Concentration of exposures:

Particulars	31-Mar-18
Total Exposure of twenty largest borrowers/customers	1031.32
Percentage of Exposures of twenty largest borrowers/customers to Total Exposure on borrowers/customers	4.37%

The bank has not made any investment in shares/debentures, PSU Bonds and Commercial Papers, as such the investment exposure of the bank is NIL.



[Handwritten signatures and initials]





KRISHNA BHIMA SAMRUDDHI LOCAL AREA BANK LIMITED

d. Concentration of NPAs:

Particulars	31-Mar-18
Total Exposure of Top four NPA accounts	39.50

x. Sector-wise Advances:

Sl. No.	Sector	Amount
1	Agriculture & allied activities	3865.94
2	Industry (Micro & small, Medium and Large)	7782.49
3	Services	4217.88
4	Personal Loans	22.35

xi. Sector-wise NPAs:

Sl. No.	Sector	% of NPAs to Total Advances in that sector
1	Agriculture & allied activities	3.45%
2	Industry (Micro & small, Medium and Large)	3.91%
3	Services	1.11%
4	Personal Loans	7.07%

xii. Movement of NPAs:

Particulars	Amount
Gross NPAs as on April 1, 2017	403.56
Additions (Fresh NPAs) during the year	166.23
Sub-total (A)	
Less: (i) Upgradations	3.60
(ii) Recoveries (excluding recovery made from upgraded accounts)	54.18
(iii) Write-offs	26.12
Sub-total (B)	
Gross NPAs as on March 31, 2018 (A-B)	485.89

xiii. Overseas Assets, NPAs and Revenue

The bank does not have any overseas operations.

xiv. Off-balance Sheet Sponsored

The bank has not sponsored any off balance sheet item.

xv. Un-amortized Pension and Gratuity Liabilities - NIL

xvi. Intra-Group Exposures – NIL

xvii. Transfers to Depositor Education and Awareness Fund (DEAF) :

Particulars	2017-18	2016-17
Opening balance of amounts transferred to DEAF	4.98	2.82
Add: Amount transferred to DEAF during the year	2.65	2.16
Less: Amounts reimbursed by DEAF towards claims	-	-
Closing balance of amounts transferred to DEAF	7.63	4.98



[Handwritten signatures and initials]

[Handwritten signatures and initials]



KRISHNA BHIMA SAMRUDDHI LOCAL AREA BANK LIMITED

10) Disclosure Requirements as per Accounting Standards :

a) Effect of changes in Accounting Policies : NIL
Accounting Standard 9 – Revenue Recognition

b) AS – 15 : Employee Benefits:

Provision has been made for employee benefits viz. Gratuity (as applicable to the bank) in accordance with the Revised Accounting Standard – 15. The liability of Gratuity was considered as per the statutory norms based on actuarial valuation and paid into a trust created for this purpose, through the group schemes of Life Insurance Corporation of India.

This is in compliance with the Revised Accounting Standard–15 on Employee Benefits notified by the Institute of Chartered Accountants of India.

c) AS – 17 : Segment Reporting:

Part A: Business segments

The Bank's operations are solely in financial services and consisting of providing Banking services to the local population. The entire operations of the Bank are thus considered as belonging to retail banking.

Part B : Geographic segments

There is only one segment i.e. Domestic segment

d) AS – 18 : Related Party Disclosures

List of Related Parties and Transactions

The details of remuneration of Key Management Persons of the Bank are appended hereunder:

SI No	Name	Designation	Remuneration	
			2017-18	2016-17
1	Donepudi Durga Prasad	Managing Director	12.52	
2	Manmath Kumar Dalai	Managing Director	16.58	38.79
3	S Srinivasaraghavan	Chief Financial Officer	24.05	23.86
4	P A Patnaik	Company Secretary	8.71	7.41

Subsidiaries: NIL
Joint Ventures: NIL
Associates: NIL

e) AS – 21 : Consolidated Financial Statements :

The Bank does not have any Subsidiaries, Joint Ventures or Associates.
Hence, Consolidated Financial Statements are not prepared.



[Handwritten signature]

[Handwritten signature]

[Handwritten signature]

[Handwritten signature]

[Handwritten mark]



KRISHNA BHIMA SAMRUDDHI LOCAL AREA BANK LIMITED

f) AS - 22 : Accounting for Taxes on Income :

Deferred Income Tax:

The major components of Deferred Tax Asset / (Liability) are Computation of Deferred Tax for the Year ended 31.03.2018

Particulars		Deference in Exp.	Deferred Tax as at 31.03.2018
Deferred Tax Liability			
Depreciation as per Companies Act	145.44		
Depreciation on GOI stock	24.78		
Deferred Tax Asset			
Depreciation as per Income Tax Act	144.84	25.38	6.99
Deferred Tax Liability for the year 2017- 18			6.99
Deferred Tax Asset at the beginning of the year			2.22
Net Deferred Tax Asset as on March 31, 2018			4.77

g) AS – 28 : Impairment of Assets :

In the opinion of Bank's Management, there is no impairment to the assets during the year to which Accounting Standard – 28 – Impairment of Assets applies.

h) AS – 29 : Description of Contingent Liabilities (AS – 29) :

1. Claims against the Bank not acknowledged as debts - Rs.332.28 Lacs
2. Other items – Rs. 145.66 Lacs

This constitutes written off Advances and amount transferred to Depositor Education and Awareness Fund (DEAF), of which Rs. 27.26 Lacs & 2.65 Lacs respectively pertains to Year. 2017-18

11) The previous year figures have been re-grouped / re-classified wherever necessary to make them comparable with the current year's figures.


12) Wherever certain items are not relevant or applicable to the bank, the same have been omitted.

In terms of our report of even date
for ANANT RAO & MALLIK

Chartered Accountants
Firm Regn. No. 006266S



V. ANANT RAO
Partner
M.No. 022644


V. Jaganmohan
Director

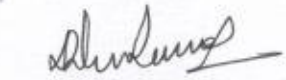

P A Patnaik
Company Secretary

for and on behalf of Board of Directors


Ravi Shankar Kolathur
Director


S Srinivasaraghavan
Chief Financial Officer


Mahpara Ali
Director


Donepudi Durga Prasad
Managing Director

Place: Hyderabad
Date: May 08, 2018





KRISHNA BHIMA SAMRUDDHI LOCAL AREA BANK LIMITED

Other Disclosures

A. Capital

(a) CRAR

Particulars	31-Mar-18	31-Mar-17
CRAR	24.35%	23.12%
Core CRAR	23.97%	22.76%
Supplementary CRAR	0.38%	0.36%

(b) The bank has not raised any subordinated debt during the current year / previous year.

(c) Risk weighted assets

Particulars	Total Assets	Risk weighted Assets
Risk weighted assets - On Balance sheet items	23372.84	15389.70
Risk weighted assets - Off Balance sheet items	290.48	Nil

The bank does not have any investment from foreign holdings (Foreign Institutional Investors, Foreign Companies, Foreign Financial Institutions, NRIs, Overseas Corporate Bodies etc.,) as on March 31, 2018.

(d) Shareholding pattern as on March 31, 2018

S.no	Particulars	% of holding
1	Corporates	29.60
2	Individuals	70.40
3	Total	100.00

B. Asset quality and credit concentration

a) Net NPAs to net loans and advances

Particulars	31-Mar-18	31-Mar-17
Net NPAs to net loans and advances	0.93%	0.83%


b) Net NPAs under the prescribed asset classification categories as on March 31, 2018.

Category	Gross NPA	Provision	Net NPA	Percentage of provision to Gross NPA
Sub-Standard	182.97	66.39	116.58	13.66%
Doubtful - 1	136.64	108.36	28.28	22.30%
Doubtful - 2	112.13	112.13	-	23.08%
Doubtful - 3	54.15	54.15	-	11.15%
Grand Total	485.89	341.03	144.86	70.19%



Handwritten signature

Handwritten signature



Handwritten signature

Handwritten signature



KRISHNA BHIMA SAMRUDDHI LOCAL AREA BANK LIMITED

c) Provisions made towards Standard assets, NPAs, investments and income tax

Particulars	31-Mar-18	31-Mar-17
Provision for depreciation on investments	24.78	-
Provision for Non-Performing Assets	89.33	106.68
Provision for Bad debts	0.65	5.50
Provision towards standard assets	5.08	12.74
Provision for taxation	82.92	129.76
Provision for Tax – Earlier years	-	34.30
Total	202.76	288.98

d) Movement in net NPAs

Particulars	31-Mar-18	31-Mar-17
(a) Opening Balance	120.33	89.02
(b) Additions during the year	108.45	75.44
(c) Reduction during the year	83.92	44.13
(d) Closing Balance	144.86	120.33

e) Credit exposure as percentage to capital funds and as percentage to total assets, in respect of

Particulars	Credit exposure as percentage to capital funds	Percentage to Total assets
The largest single borrower	6.67%	1.07%
The largest borrower group		
The 10 largest single borrowers	21.98%	3.52%
The 10 largest borrower groups		
Total Capital funds & Assets	3747.96	23372.84

f) Credit exposure to the five largest industrial sectors (if applicable) as percentage to total loan assets

Particulars	Percentage to total assets
Five largest industrial sectors	--

Forward rate agreements and interest rate swaps

C. The bank has not made any forward rate agreements and interest rate swaps during the current year / previous year.

[Handwritten signature]



[Handwritten signature]

[Handwritten signature]

[Handwritten signature]

[Handwritten signature]



KRISHNA BHIMA SAMRUDDHI LOCAL AREA BANK LIMITED

D. Business Correspondent Operations

The bank has appointed Basix Sub-K iTransactions Limited, as a Business Correspondent in November 2013 for extending its reach into the rural areas for Financial Inclusion and mobilizing small savings. Basix Sub-K iTransactions Limited (BC) business is as under.

Particulars	31-Mar-18	31-Mar-17
Deposits	3857.77	3712.14
Advances	150.00	-
Percentage to total Deposits	21.22%	18.85%
Percentage to total Advances	0.94%	-
No of Locations	18	35

D. Disclosures on Remuneration

S No.	Particulars	Remarks
1	Qualitative disclosures 1. Information relating to the composition and mandate of the Remuneration Committee. 2. Information relating to the design and structure of remuneration processes and the key features and objectives of remuneration policy.	The functions of Remuneration committee are performed by Human Resources and Development Committee consisting of five directors as members. Scope of the committee To oversee the framing, review and implementation of compensation policy of the bank on behalf of the board. The Human Resources and Development committee reviews all aspects of the compensation structure such as proportion of fixed component & variable component of pay etc.
2	Quantitative disclosures. Number of meetings held by the Remuneration committee during the financial year.	Current year previous year 2 2

E. Disclosures relating to Securitization

The bank has not entered into any securitization transaction during the financial year.

F. Credit default swaps

The bank does not deal in Credit default swaps.



Signature

Signature



Signature

Signature



KRISHNA BHIMA SAMRUDDHI LOCAL AREA BANK LIMITED

G. Liquidity Coverage Ratio:

Bank has been following Basel-I framework which is applicable to Local Area Banks. So that, Liquidity Coverage Ratio is not applicable.

H.

Divergence in Asset Classification and Provisioning for NPAs

(Ref. RBI Cir. No. DBS (H) /No.72/04.03.022/2017-18))

Sr.No	Particulars	Amount Rs. In '000'
1.	Gross NPAs as on March 31, 2017* as reported by the bank	403.56
2.	Gross NPAs as on March 31, 2017 as assessed by RBI	454.26
3.	Divergence in Gross NPAs (2-1)	50.70
4.	Net NPAs as on March 31, 2017 as reported by the bank	120.33
5.	Net NPAs as on March 31, 2017 as assessed by RBI	171.03
6.	Divergence in Net NPAs (5-4)	50.70
7.	Provisions for NPAs as on March 31, 2017 as reported by the Bank	283.23
8.	Provisions for NPAs as on March 31, 2017 as assessed by RBI	283.23
9.	Divergence in provisioning (8-7)	Nil
10.	Reported Net Profit after Tax (PAT) for the year ended 31, March 2017	240.12
11.	Adjusted (notional) Net Profit after Tax (PAT) for the year ended March 31, 2017 after taking into account the divergence in provisioning	Nil

* March 31, 2017 is the close of the reference period in respect of which divergences were assessed.

I. Reconciliation of ATM and POS Transactions:


ATM & POS reconciliation is completed till March 31, 2018;

Rs.

ATM pending entries summary Transaction Type	31.03.2018	
	No of Tran	Amount
Acquirer	74	1,55,300
Issuer	567	9,22,500
Onus	34	1,00,500
Total	675	11,78,300

POS pending entries Summary

Particulars	No of transactions	Amount
Issuer	Nil	Nil



Handwritten signatures and the number 17 are present at the bottom of the page.

CASH FLOW STATEMENT

Sl.No	Particulars	31-Mar-18		31-Mar-17	
A	Cash Flow from Operating activities		(793,00,472)		579,90,825
B	Cash Flow from Investing activities		(65,37,147)		(39,41,017)
C	Cash Flow from Financial activities		4,77,028		(33,05,666)
	Net Change in Cash & Cash Equivalents		(853,60,591)		507,44,143
D	Cash & Cash Equivalents at the beginning of the year		2521,45,660		2014,01,517
E	Cash & Cash Equivalents at the end of the year		1667,85,069		2521,45,660
	Net Change in Cash & Cash Equivalents		(853,60,591)		507,44,143
A	<u>CASH FLOW FROM OPERATING ACTIVITIES</u>				
I	Net Profit after Taxes	221,91,009		240,11,793	
	Add : Tax Provision	82,91,966		164,06,159	
	Sub Total		304,82,975		404,17,952
	Less : Amount Transferred to Provision for leave encashment	-	-	-	-
	Sub Total		304,82,975		404,17,952
	Adjustments :-				
i	Depreciation on Fixed Assets		145,43,652		115,79,507
ii	Provision for NPAs(pbdd)		89,32,764		106,67,596
iii	Provision for Standard Assets		5,07,488		12,74,037
iv	Depreciation on Investments		24,78,400		-
v	Interest paid on Subordinated Debts		-		-
vi	Other Provisions				
	Provision for Restructured accounts(interest sacrifice)	-	-	-	-
	Provision for Retired employee's Medical Bills	-	-	-	-
	Adhoc provision for loan loss & Misc.Items /other provision	-	-	-	-
	Provision for Contingent Liabilites	-	-	-	-
	Floating Provision for Loan Losses	-	-	-	-
	Deferred Tax asset for Current year / DTL	-	-	-	-



Handwritten signature

18
Handwritten signature

Handwritten signature

Handwritten signature






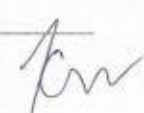


KRISHNA BHIMA SAMRUDDHI LOCAL AREA BANK LIMITED

	Sub Total		569,45,278		639,39,092
	Less : Direct Taxes (Actual advance Tax paid)		125,00,000		129,00,000
	Sub Total		444,45,278		510,39,092
I	Increase in Deposits	(1515,93,163)		1096,78,780	
II	Increase /Decrease in Borrowings	-		-	
III	Increase in Investments	352,73,396		39,077	
IV	Increase in Advances	(826,81,114)		(447,83,832)	
V	Increase in Other Liabilities & Provisions	508,04,995		(328,10,358)	
VI	Increase in Other Assets	244,50,136		(251,71,934)	
	Sub Total		(1237,45,751)		69,51,733
	Net Cash Flow from Operating Activities		(793,00,472)		579,90,825
B	<u>CASH FLOW FROM INVESTING ACTIVITIES</u>				
I	Investment in subsidiaries and /or Joint Ventures	-		-	
II	Income Earned on Such Investment	-		-	
III	Fixed Assets				
	Additions during the year	(83,79,076)		(74,28,509)	
	Deductions during the year	18,41,929		34,87,492	
	Net Cash used in Investing Activities	-	(65,37,147)	-	(39,41,017)
C	<u>CASH FLOW FROM FINANCING ACTIVITIES</u>				
I	Share Capital	-		-	
II	Share Premium	-		-	
III	Subordinated Bonds	-		-	
IV	Redemption of Bonds (Series -1)	-		-	
V	Interest paid on Subordinated Bonds	-		-	
VI	Dividend paid	-		(28,27,076)	
VII	Other Reserves	4,77,028		(4,78,590)	
	Net Cash Provided by (used in) Financing Activities		4,77,028		(33,05,666)
D	<u>CASH & CASH EQUIVALENTS AT THE BEGINNING OF THE YEAR</u>				
I	Cash in Hand (including Foreign Currency Notes)	499,72,176		185,04,253	
II	Balance with Reserve Bank of India	397,92,032		197,92,032	
III	Balance with Banks and Money at call and short Notice	1623,81,452		1631,05,232	
	Total :		2521,45,660		2014,01,517



19





KRISHNA BHIMA SAMRUDDHI LOCAL AREA BANK LIMITED

E CASH & CASH EQUIVALENTS AT THE END OF THE YEAR				
I	Cash in Hand(including Foreign Currency Notes)	326,48,887		499,72,176
II	Balance with Reserve Bank of India	197,92,032		397,92,032
III	Balance with Banks and Money at call and short Notice	1143,44,150		1623,81,452
Total :			1667,85,069	2521,45,660

In terms of our report of even date
for ANANT RAO & MALLIK

Chartered Accountants
Firm Regn. No. 006266S

V. ANANT RAO

Partner

M.No. 022644

Jaganmohan

Director

P A Patnaik

Company Secretary

Ravi Shankar Kolathur

Director

S Srinivasaraghavan

Chief Financial Officer

for and on behalf of Board of Directors

Mahpara Ali

Director

Donepudi Durga Prasad

Managing Director

Place: Hyderabad
Date: May 08, 2018

