

Krishna Bhima Samruddhi Local Area Bank Limited



Rs.

BALANCE SHEET AS ON Sch 31-Mar-17 31-Mar-16

CAPITAL AND LIABILITIES

Capital	1	1342,22,620	1342,22,620
Reserves and Surplus	2	2127,10,609	1920,04,481
Deposits	3	19693,05,178	18596,26,398
Borrowings	4	-	-
Other Liabilities and Provisions	5	644,11,759	572,94,818
Total		23806,50,166	22431,48,317

ASSETS

Cash and Balances with Reserve Bank of India	6	897,64,208	382,96,285
Balances with Banks and Money at Call and Short Notice	7	1623,81,452	1631,05,232
Investments	8	5191,10,290	5191,49,367
Advances	9	14736,67,591	14288,83,759
Fixed Assets	10	447,05,469	407,64,452
Other Assets	11	910,21,156	529,49,222
Total		23806,50,166	22431,48,317

Contingent Liabilities	12	450,87,350	232,38,295
Bills for Collection		-	-

Principal Accounting Policies 17

Notes To Accounts 18

The schedules referred to above form an integral part of the Balance Sheet

In terms of our report of even date

for **ANANT RAO & MALLIK**

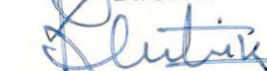
Chartered Accountants
Firm Regn. No. 006266S



V. ANANT RAO

Partner
M.No. 022644



V. Jagan Mohan
Director



P A Patnaik
Company Secretary




Ravi Shankar Kolathur
Director


S. Srinivasaraghavan
Chief Financial Officer

for and on behalf of Board of Directors


Mahpara Ali
Director


Manmath Dalai
Managing Director

Place: Madhapur

Date: May 25, 2017



Krishna Bhima Samruddhi Local Area Bank Limited



PROFIT AND LOSS ACCOUNT FOR THE PERIOD ENDED

Sch 31-Mar-17 31-Mar-16

I. INCOME

Interest Earned	13	3191,36,843	3134,93,734
Other Income	14	642,86,097	545,94,655
Total		3834,22,940	3680,88,389

II. EXPENDITURE

Interest Expended	15	1459,59,368	1378,80,622
Operating Expenses	16	1845,53,986	1732,78,672
Provisions and Contingencies		288,97,792	209,25,358
Total		3594,11,146	3320,84,652

III. PROFIT / LOSS

Net Profit/(Loss) for the Year		240,11,793	360,03,737
Add: Profit/(Loss) Brought Forward		1115,54,030	977,86,470
Total		1355,65,823	1337,90,207

IV. APPROPRIATIONS/TRANSFERS

Statutory Reserve		48,02,359	72,00,747
Capital Reserve		6,08,566	4,70,422
Investment Fluctuation Reserve			17,50,000
Interim and Proposed Dividend		23,48,896	104,38,012
Tax on Dividend		4,78,180	21,61,542
Balance Carried Over to Balance Sheet		1273,27,822	1117,69,484
Total		1355,65,823	1337,90,207

Principal Accounting Policies 17

Notes on Accounts 18

The schedules referred to above form an integral part of the Balance Sheet

In terms of our report of even date

for **ANANT RAO & MALLIK**

Chartered Accountants
Firm Regn. No. 006266S

V. ANANT RAO

Partner

M.No. 022644

V. Jagan Mohan
Director

P A Patnaik
Company Secretary

for and on behalf of Board of Directors

Ravi Shankar Kolathur
Director

S. Srinivasaraghavan
Chief Financial Officer

Mahpara Ali
Director

Manmath Dalai
Managing Director

Place: Madhapur
Date: May 25, 2017



Krishna Bhima Samruddhi Local Area Bank Limited



Rs.

SCHEDULES TO BALANCE SHEET AS ON

31-Mar-17

31-Mar-16

SCHEDULE 1: CAPITAL

Authorised Capital	2500,00,000	2500,00,000
<i>250,00,000 Equity Shares of Rs. 10/- each</i>		
Issued Capital	1342,22,620	1342,22,620
<i>Issued 13422262 Equity Shares of Rs. 10/- each</i>		
Subscribed & Paid-up capital	1342,22,620	1342,22,620
<i>13422262 Equity Shares of Rs. 10/- each</i>		
Total	1342,22,620	1342,22,620

SCHEDULE 2: RESERVES AND SURPLUS

I. Statutory Reserves		
Opening Balance	397,23,649	325,22,902
Additions during the Year	48,02,359	72,00,747
Deductions during the Year	-	-
Total	445,26,008	397,23,649
II. Capital Reserves		
Opening Balance	4,70,422	-
Additions during the year	6,08,566	4,70,422
Deductions during the year	-	-
Total	10,78,988	4,70,422
III. Share Premium		
Opening Balance	304,29,380	639,85,000
Additions during the year	-	-
Deductions during the year	-	335,55,620
Total	304,29,380	304,29,380
IV. Investment Fluctuation Reserve		
Opening Balance	93,75,000	76,25,000
Additions during the year	-	17,50,000
Deductions during the year	-	-
Total	93,75,000	93,75,000
V. Revenue and Other Reserves		
Opening Balance	4,52,000	4,52,000
Addition During the Year	-	-
Deductions during the year	-	-
Total	4,52,000	4,52,000
VI. Balance in Profit and Loss Account		
Opening Balance	1115,54,030	977,86,470
Addition During the Year	186,00,869	265,82,568
Deductions during the year	28,27,076	125,99,554
Less : Deferred Tax	4,78,590	2,15,454
<i>Less : Depreciation relating to earlier years</i>	-	-
Total	1268,49,233	1115,54,030
Total (I to VI)	2127,10,609	1920,04,481

In terms of our report of even date
for **ANANT RAO & MALLIK**

Chartered Accountants
Firm Regn. No. 006266S

V. ANANT RAO
Partner
M.No. 022644



Place: Madhapur
Date: May 25, 2017

for and on behalf of Board of Directors

V. Jagan Mohan Director	Ravi Shankar Kolathur Director	Mahpara Ali Director
P A Patnaik Company Secretary	S. Srinivasaraghavan Chief Financial Officer	Manmath Dalai Managing Director

Krishna Bhima Samruddhi Local Area Bank Limited



Rs.

SCHEDULES TO BALANCE SHEET AS ON

31-Mar-17

31-Mar-16

SCHEDULE 3: DEPOSITS

A I. Demand Deposits

(i) From Banks

(ii) From Others

115,17,479

107,24,359

II. Savings Bank Deposits

4130,53,064

3128,17,193

III. Term Deposits

(i) From Banks

(ii) From Others

15447,34,635

15360,84,846

Total (I, II and III)

19693,05,178

18596,26,398

B. I. Deposits of branches in India

19693,05,178

18596,26,398

II. Deposits of branches out side India

-

-

Total

19693,05,178

18596,26,398

SCHEDULE 4: BORROWINGS

I. Borrowings in India

i Reserve Bank of India

ii Other Banks

iii Other Institutions and Agencies

-

-

-

II. Borrowings outside India

-

-

Total

-

-

(Secured borrowings included in I & II above)

SCHEDULE 5: OTHER LIABILITIES AND PROVISIONS

I. Bills Payable & Liabilities

-

-

II. Inter-Office adjustments (net)

-

-

III. Interest Accrued

-

-

IV. Others (including provisions)

644,11,759

546,92,849

V. Proposed dividend (Inc Dividend Distribution tax)

-

26,01,969

Total

644,11,759

572,94,818

SCHEDULE 6: CASH AND BALANCES WITH RESERVE BANK OF INDIA

I. Cash in hand

(including foreign currency notes)

499,72,176

185,04,253

II. Balances with Reserve Bank of India

(i) in current Account

397,92,032

197,92,032

(ii) in other Accounts

-

-

Total - (I & II)

897,64,208

382,96,285

In terms of our report of even date

for **ANANT RAO & MALLIK**

Chartered Accountants

Firm Regn. No. 006266S

V. Anant Rao

V. ANANT RAO

Partner

M.No. 022644

V. Jagan Mohan

V. Jagan Mohan
Director

P. A. Patnaik

P A Patnaik
Company Secretary

for and on behalf of Board of Directors

Ravi Shankar Kolathur

Ravi Shankar Kolathur
Director

S. Srinivasaraghavan

S. Srinivasaraghavan
Chief Financial Officer

Mahpara Ali

Mahpara Ali
Director

Manmath Dalai

Manmath Dalai
Managing Director

Place: Madhapur

Date: May 25, 2017



Krishna Bhima Samruddhi Local Area Bank Limited



Rs.

SCHEDULES TO BALANCE SHEET AS ON

31-Mar-17

31-Mar-16

SCHEDULE 7: BALANCES WITH BANKS AND MONEY AT CALL AND SHORT NOTICE

I. In India		
i. Balance with banks		
a. in current accounts	944,15,701	1410,05,232
b. in other deposit accounts	679,65,751	221,00,000
ii. Money at call and short notice		
a. with banks	-	-
b. with other institutions	-	-
Total	1623,81,452	1631,05,232
II. Outside India		
i. In current accounts	-	-
ii. In Other deposit accounts	-	-
iii. Money at call and short notice	-	-
Total	-	-
Total - (I & II)	1623,81,452	1631,05,232

SCHEDULE 8: INVESTMENTS

I. Investments in India in		
i. Government Securities	5191,10,290	5191,49,367
ii. Other approved securities	-	-
iii. Shares	-	-
iv. Debentures and Bonds	-	-
v. Subsidiaries and/or joint ventures	-	-
vi. Others	-	-
Total	5191,10,290	5191,49,367
Less: Depreciation	-	-
Net Investments	5191,10,290	5191,49,367
II. Investments outside India in		
i. Government securities (including local authorities)	-	-
ii. Subsidiaries and/or joint ventures abroad	-	-
iii. Other investments	-	-
Total	-	-
Total - (I & II)	5191,10,290	5191,49,367

In terms of our report of even date

for **ANANT RAO & MALLIK**

Chartered Accountants
Firm Regn. No. 006266S

V. ANANT RAO

Partner
M.No. 022644



Place: Madhapur
Date: May 25, 2017

[Signature]
V. Jagan Mohan
Director

[Signature]
P A Patnaik
Company Secretary

[Signature]
Ravi Shankar Kolathur
Director

[Signature]
S. Srinivasaraghavan
Chief Financial Officer

for and on behalf of Board of Directors

[Signature]
Mahpara Ali
Director

[Signature]
Manmath Dalai
Managing Director

Krishna Bhima Samruddhi Local Area Bank Limited



Rs.

SCHEDULES TO BALANCE SHEET AS ON

31-Mar-17

31-Mar-16

SCHEDULE 9:ADVANCES

A i) Bills purchased and discounted	-	-
ii) Cash credits, overdrafts and loans repayable on demand	945,28,111	948,88,811
iii) Term Loans	13791,39,480	13339,94,948
Total	14736,67,591	14288,83,759
B i) Secured by Tangible Assets	13688,35,064	12903,66,625
ii) Covered by Bank/Government Guarantee	-	-
iii) Unsecured	1048,32,527	1385,17,134
Total	14736,67,591	14288,83,759
C I) Advances in India		
i) Priority Sectors	11710,80,419	11825,44,309
ii) Public Sector	-	-
iii) Banks	-	-
iv) Others	3025,87,172	2463,39,450
Total	14736,67,591	14288,83,759
II) Advances outside India		
i) Due from Banks	-	-
ii) Due from Others	-	-
Total	-	-
Total (C. I & II)	14736,67,591	14288,83,759

SCHEDULE 10:FIXED ASSETS

I Premises	-	-
II Other Fixed assets (including furniture and fixtures)		
At cost as on 31st March of the preceding year	872,40,350	753,21,743
Additions during the year	170,38,018	137,50,009
Deductions during the year	34,87,492	18,31,402
Depreciation to date	560,85,407	464,75,898
Total	447,05,469	407,64,452

SCHEDULE 11:OTHER ASSETS

I. Inter-Office adjustments (net)	-	-
II. Interest accrued	422,07,830	350,69,680
III. Tax paid in advance / Tax deducted at source	92,60,575	42,46,271
IV. Stationery and stamps	16,59,716	17,84,633
V. Non-banking assets acquired in satisfaction of claims	-	-
VI. Deferred Tax Asset (Net)	2,22,287	7,00,877
VII. Others	376,70,748	111,47,761
Total	910,21,156	529,49,222

In terms of our report of even date

for ANANT RAO & MALLIK

Chartered Accountants
Firm Regn. No. 006266S

V. ANANT RAO

Partner

M.No. 022644

V. Jagan Mohan
Director

P A Patnaik
Company Secretary

for and on behalf of Board of Directors

Ravi Shankar Kolathur
Director

S. Srinivasaraghavan
Chief Financial Officer

Mahpara Ali
Director

Manmath Dalai
Managing Director

Place: Madhapur
Date: May 25, 2017



Krishna Bhima Samruddhi Local Area Bank Limited





Rs.



SCHEDULES TO BALANCE SHEET AS ON	31-Mar-17	31-Mar-16
SCHEDULE 12: CONTINGENT LIABILITIES		
I. Claims against the bank not acknowledged as debts	332,28,469	144,82,465
II. Liability for partly paid investments	-	-
III. Capital Commitments	-	-
IV. Liability on account of outstanding forward exchange contracts	-	-
V. Guarantees given on behalf of constituents		
a. In India	-	-
b. Outside India	-	-
VI. Acceptances, endorsements and other obligations	-	-
VII. Other items for which the bank is contingently liable	118,58,881	87,55,830
Total	450,87,350	232,38,295

In terms of our report of even date
for ANANT RAO & MALLIK
 Chartered Accountants
 Firm Regn. No. 006266S

V. ANANT RAO
 Partner
 M.No. 022644


V. Jagan Mohan
 Director

P A Patnaik
 Company Secretary

for and on behalf of Board of Directors


Ravi Shankar Kolathur
 Director

S. Srinivasaraghavan
 Chief Financial Officer


Manpara Ali
 Director

Manmath Dalai
 Managing Director

Place: Madhapur
 Date: May 25, 2017



Krishna Bhima Samruddhi Local Area Bank Limited



SCHEDULES TO PROFIT AND LOSS

ACCOUNT

31-Mar-17

31-Mar-16

SCHEDULE 13: INTEREST EARNED

I. Interest/discount on advances/bills	2748,76,532	2759,40,634
II. Income on Investments	368,46,979	336,34,749
III. Interest on balances with Reserve Bank of India and other inter-bank funds	74,13,332	39,18,351
IV. Others	-	-
Total	3191,36,843	3134,93,734

SCHEDULE 14: OTHER INCOME

I. Profit on sale of Asset / Investments	66,96,443	47,85,384
II. Miscellaneous Income	575,89,654	498,09,271
Total	642,86,097	545,94,655

SCHEDULE 15: INTEREST EXPENDED

I. Interest on Deposits	1459,59,368	1378,80,622
II. Interest on Reserve Bank of India/Inter-bank borrowings	-	-
II. Others	-	-
Total	1459,59,368	1378,80,622

SCHEDULE 16: OPERATING EXPENSES

I. Payments to and provision for employees	1009,45,745	978,40,775
II. Rent, taxes and lighting	159,16,343	130,58,370
III. Printing and Stationery	24,45,537	30,29,518
IV. Advertisement and publicity	8,74,902	7,53,722
V. Depreciation on bank's property	115,79,507	85,50,037
VI. Directors' fees, allowances and expenses	13,45,473	11,35,995
VII. Auditors' Fees and Expenses	6,51,101	9,81,382
VIII. Law Charges	45,000	500
IX. Postage, Telephones. Etc.	27,27,924	26,29,705
X. Repairs and maintenance	60,74,407	40,03,793
XI. Insurance	11,34,240	21,64,922
XII. Other expenditure	408,13,807	391,29,953
Total	1845,53,986	1732,78,672

PROVISIONS AND CONTINGENCIES

I. Provision for Non Performing Assets	106,67,596	44,22,656
II. Provision on Standard Assets	12,74,037	4,79,134
III. Provision for Current Tax	129,75,644	160,23,568
IV. Provision for Tax - Earlier Years	34,30,515	-
V. Provision for Deferred Tax	-	-
VI. Provision for Depreciation on Investments	-	-
VII. Other Provisions	5,50,000	-
Total	288,97,792	209,25,358

In terms of our report of even date

for **ANANT RAO & MALLIK**

Chartered Accountants

Firm Regn. No. 006266S

V. ANANT RAO

Partner

M.No. 022644

V. Jagan Mohan
Director

P A Patnaik
Company Secretary

for and on behalf of Board of Directors

Ravi Shankar Kolathur
Director

S. Srinivasaraghavan
Chief Financial Officer

Mahpara Ali
Director

Manmath Dalai
Managing Director

Place: Madhapur
Date: May 25, 2017

